


MONKEY MAX
& friends

MUSICAL ELECTRIC TOOTHBRUSH



Makes brushing teeth fun!

Welcome to Monkey Max & friends!



We hope your little one will enjoy their new Monkey Max & Friends Musical Electric Toothbrush.

Please read the usage instructions carefully before teaching your little one how to use this toothbrush.

We recommend that children be supervised when using the toothbrush.

IMPORTANT!

1. This toothbrush is not suitable for children under 3 years.
2. Children must be supervised by an adult at all times whilst using the toothbrush.
3. The toothbrush should only be used for brushing teeth. It is not a toy.
4. The toothbrush has a waterproof handle, is electrically safe and designed for use in the bathroom. Do not use in the shower or bath.
5. Replace the toothbrush head when it is damaged. It is recommended to replace the brush head every 3 months or sooner if the brush head becomes worn.
6. Do not chew or bite the toothbrush head.
7. If any part of the toothbrush handle or USB charging cable is damaged, do not use it.

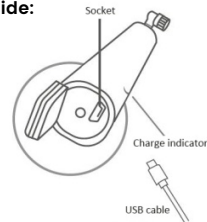
CONNECTING AND CHARGING

Always have dry hands, a dry toothbrush, and a dry environment when charging the toothbrush.

1. To charge the toothbrush, first open the flap at the bottom of the toothbrush handle exposing the USB port.
2. Attach the small end of the USB cable to the port at the bottom of the toothbrush.

3. Attach the large end of the USB cable to either a computer USB port with charging capability, or a suitable USB electrical socket phone charger. Charging voltage DC 5.0V.
4. Do not excessively stretch, bend or twist the USB charging cable.
5. The toothbrush handle will illuminate with a blue light during charging.
6. Charge time is 12 hours and enables up to 15 days of regular brushing (twice a day, 2 minutes).
7. After charging, remove the USB cable and close the flap at the handle bottom.
8. Insert the toothbrush head into the toothbrush shaft (as shown on Pic A in the diagram under the cleaning section).
9. Rinse bristles before use.

Charging guide:



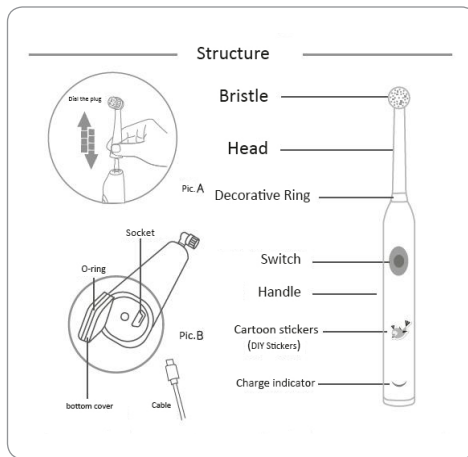
INSTRUCTIONS

Please use the following steps to explain to your little one how to operate the toothbrush properly. Ensure toothbrush is charged before using.

1. Rinse bristles with water.
2. Put a small amount of toothpaste on the brush head (we recommend Monkey Max Organic Toothpaste or a kid's toothpaste).
3. First guide the brush head to the teeth, then turn on the handle by pressing the switch button.
4. Start with the lower teeth: gently guide the brush head from tooth to tooth. From the outsides, then to the insides, finishing with the chewing surfaces.
5. Do not press too hard or scrub, the toothbrush will do the required work.
6. The toothbrush will play fun music for 2 minute intervals. This is the recommended brushing time.
7. Turn off the brush by pressing the switch button while the brush head is still in the mouth.
8. After use, rinse the brush head under running water with the handle switched on.
9. Once clean, switch off and allow the toothbrush to stand upright to air dry.

CLEANING

- Clean the toothbrush bristles by placing under warm running water.
- Clean the toothbrush handle with a clean damp cloth, then towel dry.
- Stand the toothbrush upright to air dry.



TROUBLESHOOTING

- 1. If the electric toothbrush turns weak or does not work:**
 - Check that the toothbrush is properly charged. If newly purchased or has not been used for a while, charge for 12 hours.
- 2. If the rotational speed is slow when using:**
 - The pressure exerted when brushing teeth maybe too great. Place less pressure on the toothbrush when brushing.
- 3. If the brush head does not rotate, but the music head still plays:**
 - Remove the brush head from handle and re-fit.
 - Ensure there is no damage to the brush head (i.e. from biting or chewing).
 - Ensure the brush head is clean (check that there is no toothpaste residue).
 - Replace the brush head.
- 4. After charging, the toothbrush can only be used for a very short period:**
 - Ensure the toothbrush has been fully charged.
 - Chewing or biting the brush head will cause damage to the rotating mechanism of the toothbrush. If damaged, the toothbrush will need replacing.

If you cannot resolve any of the issues, please contact Monkey Max & Friends www.monkeymax.com.au

MMMETL/1

monkey max
& friends



www.monkeymax.com.au